

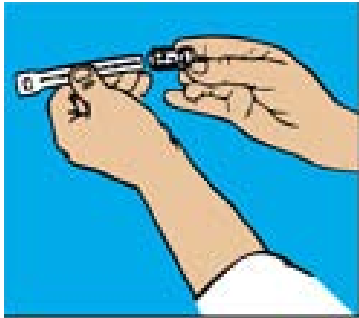
THE NEVERLEAK COMPANY, LP

www.neverleakcompany.com

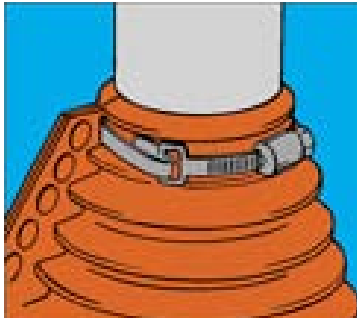
Installation of Master Flash[®] Retrofit

Silicone

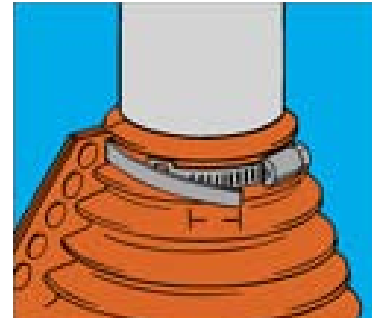
Master Flash is a registered trademark of Aztec Washer.



WRAPPED ONCE AROUND
Insert end of rack into housing and turn screw just enough to engage rack. Be sure words "THIS SIDE UP" on rack are facing operator.



Bend end of band toward underside to form hook and insert in band slot on housing. Wrap the assembly snugly around object and at point ONE INCH BEYOND first serration, cut, then bend a 1" hook toward underside of band.



Insert hook into other band blot, and flatten with thumb forming clamp. Tighten screw with screwdriver to desired tension. Clamp is complete.